



Manual

EN

Appendix

Li-ion Battery Tower

Li-ion Battery Tower – basics



Battery Tower



1




Battery Tower 60Ah or 90Ah
For 90Ah, remove these (60Ah) supports



2



Cable set:
#A. 3x 32cm 50mm² black
#B. 1x 26cm 50mm² red
#C. 1x 36cm 50mm² red
#D. 1x 36cm 50mm² black



Wall mounting plates:
Assembly distance between
top and bottom




OPTION:
VE.Bus BMS

3

Li-ion Battery Tower - BMS




OPTION
VE.Bus BMS



VE.BUS BMS
Assembled (2 screws)

1



BMS cable connections

- # 8 connected to # 3
- # 4 connected to # 1
- # 2 connected to # 5
- # 6 connected to # 9
- # 10 connected to # 7

2




BMS cable routing

- First assemble the battery cable links then, only route the BMS cables.
- Secure the cables with cable wraps.
- After BMS cables connections are made place the final battery link (red) to the fuse holder.

3

Li-ion Battery Tower – 24V system



24V battery system
Connection of battery cable links

Cable set:
#A. 3x 32cm 50mm² black
#B. 1x 26cm 50mm² red
#C. 1x 36cm 50mm² red
#D. 1x 36cm 50mm² black

1

Connection of battery cables to MultiPlus or Quattro (single or double)

In order to utilize the full capacity of the product, battery cables with sufficient cross section should be used. See table in manual for MultiPlus or Quattro 'Installation'.

2

24V battery – single cable


Single battery cable to fuse holder
300A fuse




a

24V battery – double cable


Double battery cable to fuse holder
300A fuse



a




b




b

24V battery – single cable
Single battery minus cable to battery



c


24V battery – double cable
Double battery minus cable to battery



c



d



d



e




e



24V battery – single cable
For CB battery type place 1x link #B.
For BMS battery type make BMS cables connections first
before placing this link!


f



24V battery – double cable
For CB battery type place 1x link #B.
For BMS battery type make BMS cables connections first
before placing this link!

f

Li-ion Battery Tower – 48V system



48V battery system
Connection of battery cable links

- Cable set:**
#A. 3x 32cm 50mm² black
#B. 1x 26cm 50mm² red
#C. 1x 36cm 50mm² red
#D. 1x 36cm 50mm² black

1

Connection of battery cables to MultiPlus or Quattro (single or double)

In order to utilize the full capacity of the product, battery cables with sufficient cross section should be used. See table in manual for MultiPlus or Quattro 'Installation'.

2

48V battery – single cable


Single battery cable to fuse holder
200A fuse




a

48V battery – double cable


Double battery cable to fuse holder
200A fuse



a




b




b

48V battery – single cable
Single battery minus cable to battery




c


48V battery – double cable
Double battery minus cable to battery




c




d




d



e




e



48V battery – single cable
For CB battery type place 1x link #B.
For BMS battery type make BMS cables connections first
before placing this link!

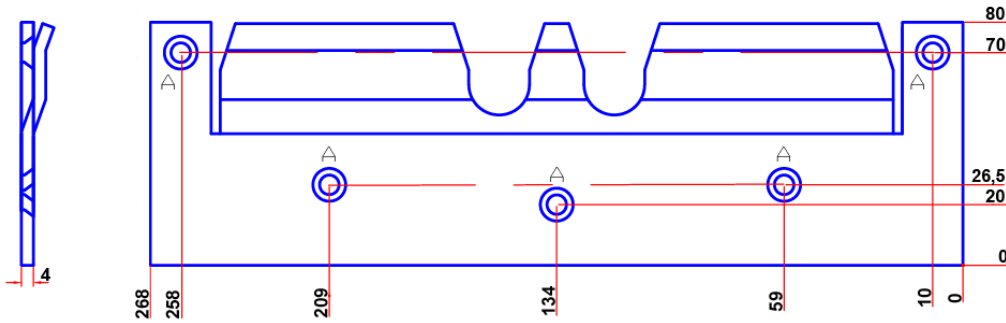
f



48V battery – double cable
For CB battery type place 1x link #B.
For BMS battery type make BMS cables connections first
before placing this link!

f

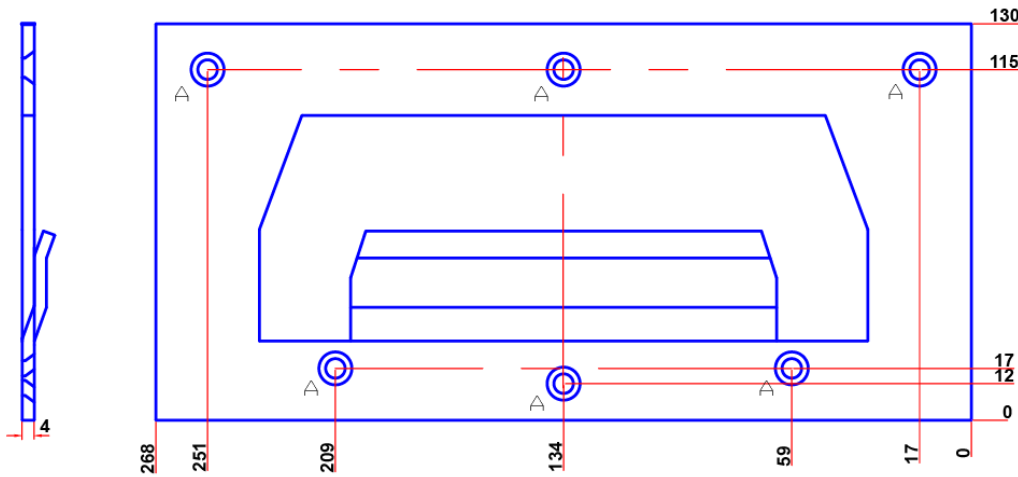
Li-ion Battery Tower – wall mounting plates



mounting plate TOP

dimensions in mm
 material: Aluminum 4mm
 detail 'A': holes CSK(10.8x6.4)


1



mounting plate BOTTOM

dimensions in mm
 material: Aluminum 4mm
 detail 'A': holes CSK(10.8x6.4)

2



Wall mounting plates:
 Assembly distance between TOP and BOTTOM

3

Victron Energy Blue Power

Distributor:

Serial number:

Version : 00
Date : 09 February 2015

Victron Energy B.V.
De Paal 35 | 1351 JG Almere
PO Box 50016 | 1305 AA Almere | The Netherlands

General phone : +31 (0)36 535 97 00
Customer support desk : +31 (0)36 535 97 03
Fax : +31 (0)36 535 97 40

E-mail : sales@victronenergy.com

www.victronenergy.com